

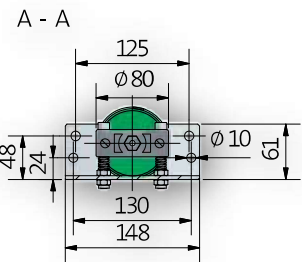
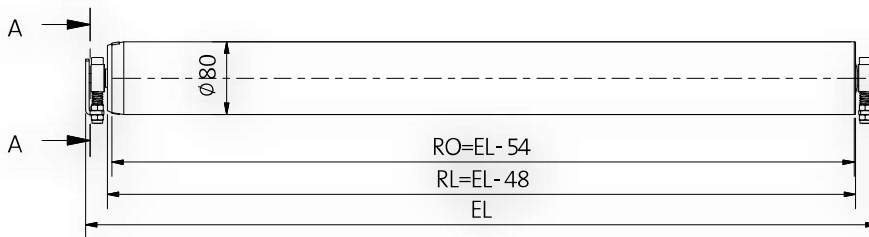


Brake roller 700



Direct deceleration means that the brake roller is in direct contact with the charge. The brake roller is spring suspended and has to protrude approx. 2 mm beyond the roller-level.



Max. decelerated weight at approx. 3,75% inclination
 Type **700-80**: 10.000 N.

Mounting example

