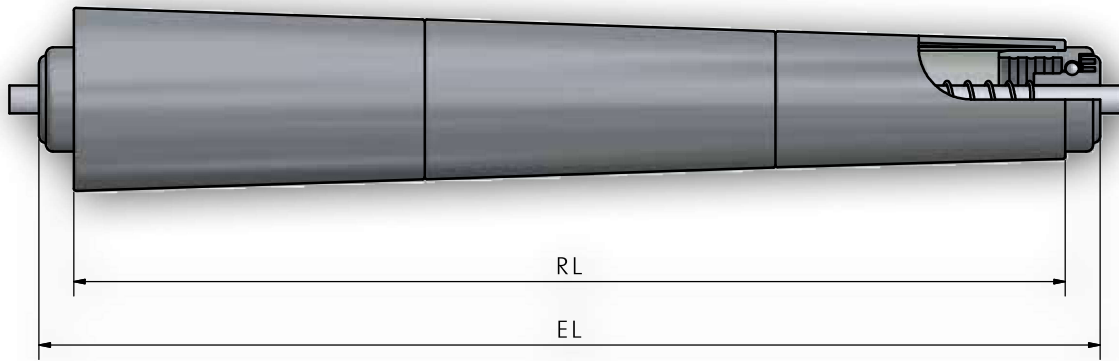




Conveyor Roller 602



Shaft dimensions

Order Specification		A...M...		A...FA...	
Shaft-Ø	EL=				
		Type 51	Type 60	Type 51	Type 60
8	RL+	34	19	21	-
10	RL+	33	18	21	-

Range of counter bearings for tube- and shaft combinations

Tube dia.	A8	A10
30	51 / 60	51 / 60

Conveyor Roller 602

Bearing Type	Thermoplastic syntethic material - Steel housing with Precision Ball Bearing
Type of Bearing	With bearing Type 60: Ball Bearing (Series 608,6000), 6202 DIN 625 available in 2RS, ZZ Standard Series 608ZZ With bearing Type 50/51: Ball Row
Load Capacity/Roller	100N (depending upon the load limit of tube and shaft)
Max. Speed	0,5 m/s
Range of Temperature Celsius	-5 to +40 C
Note	Type 60: can be used as driven roller. Type 50/51: Gravity Roller - not for use as driven roller.

Order Example

Type	602 / 60 ZZ - 30x1 STI A8 M8x15 EL=403mm
Type Drive.....	
Bearing.....	
Ball bearing sealing.....	
Tube-Ø and wall thickness.....	
Tube quality.....	
Shaft-Ø.....	
Shaft ending.....	
Installation length.....	