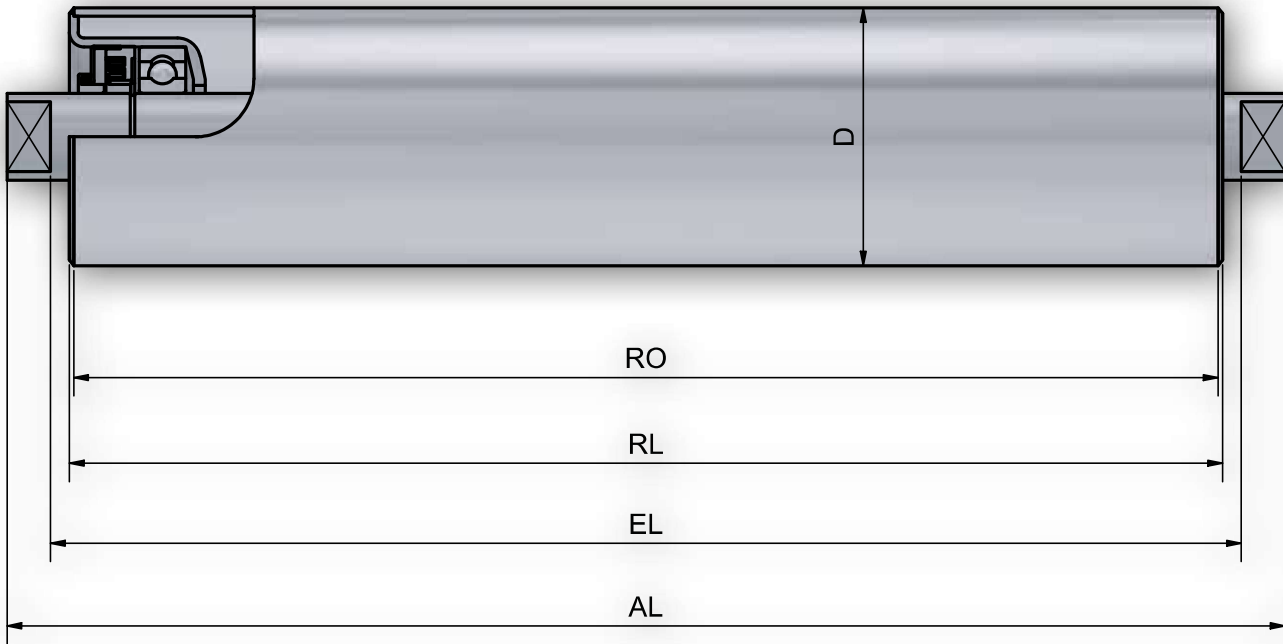




Roller 402 WST



Shaft dimensions

| Order Specification | | A...IGM... | A...SW... |
|---------------------|-----|---|---|
| Shaft-Ø | EL= |  |  |
| 20 | RL+ | 10 | 10 |
| 25 | RL+ | 10 | 10 |

Tube- and Shaft Combination

| Tube dia. | A20 | A25 |
|------------|-----|-----|
| 80 x 2 | x | |
| 80 x 3 | x | x |
| 88,9 x 2,9 | x | x |
| 108 x 3,25 | x | x |
| 133 x 3,6 | x | x |

Roller 402 WST

Bearing Type

Lagerung
Load Capacity/Roller

Max. Speed
Range of Temperature
Celcius

Optional
Note

Steel housing with Precision Ball Bearing

Ball Bearings (Series 6005, 6204) DIN 625 available in 2RS, ZZ
3.600N (depending upon the load limit of tube and shaft)
See fold-out cover

1,2 m/s
-5 to +80 C

Available with labyrinth packing
With special greasing even for use in Deep Freeze Areas (-28°C).
Bearing housing welded to the tube.

Order Example

