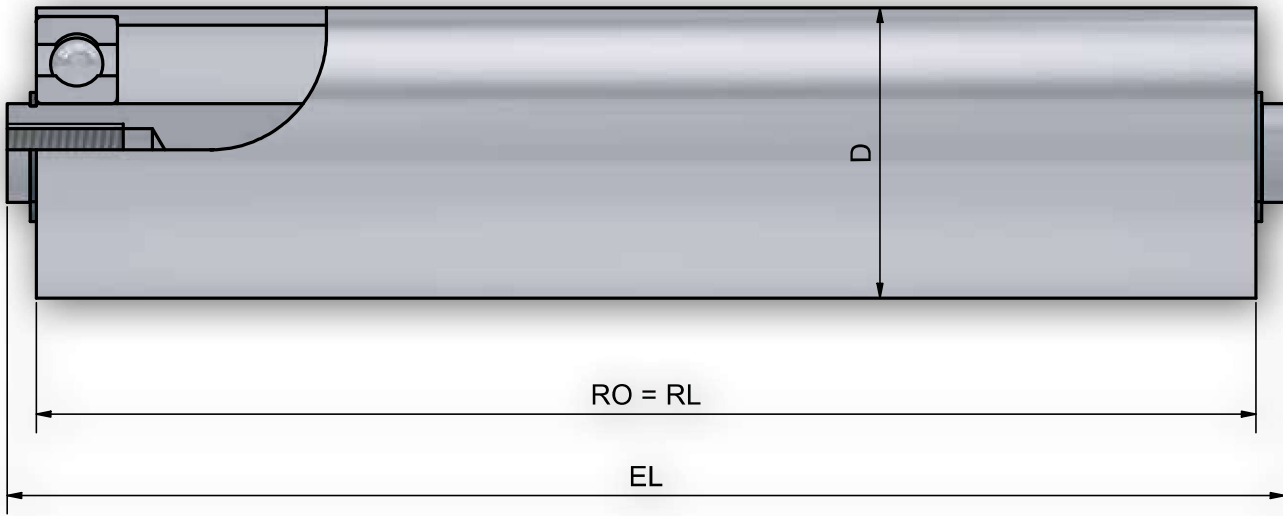





Roller 402 K



Shaft dimensions

Order Specification		A...AGM...	A...IGM...	A...SW...
Shaft-Ø	EL=			
15	RL+	10	10	10
17	RL+	10	10	10
20	RL+	10	10	10

Tube- and Shaft Combination

Tube dia.	A15	A17	A20
40 x 3	x	x	
50 x 3		x	x

Roller 402 K

Bearing Type

Type of Bearing
 Load Capacity/Roller
 Max. Speed
 Range of Temperature
 Celcius
 Optional
 Note

Ball Bearing Site lathed into the tube

Ball Bearing (Series 6003, 6202, 6204) DIN 625 available in 2RS, ZZ
 (depending upon the load limit of tube and shaft)
 See fold-out cover
 1,2 m/s
 -5 to +80 C
 With special greasing even for use in Deep Freeze Areas (-28°C).
 Ball Bearing secured with snap rings on the shaft.

Order Example

